

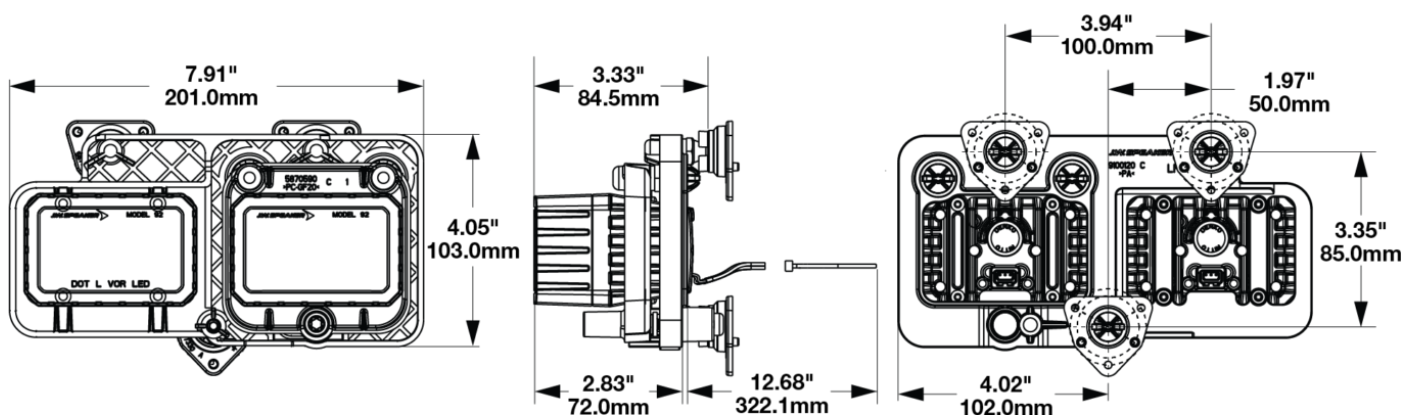
LED Mosaic Modular Lighting System - Model 92

PRODUCT INFORMATION

Description	12V LED DOT RHT Horizontal Low Beam Headlight - LH Light
Height	103.00 mm / 4.06 in
Width	201.00 mm / 7.91 in
Depth	82.50 mm / 3.25 in
Shape	Rectangular
Outer Lens Material	Polycarbonate
Outer Lens Color	Clear
Housing Material	Aluminum
Housing Color	Black
Bezel Color	NA
Mounting Type	Panel
Minimum Operating Temperature	-40 °C / -40 °F
Maximum Operating Temperature	65 °C / 149 °F
Connector or Wiring	12" bare leads
Product Weight	1.52 lbs / 0.69 kgs
Shipping Weight	1.77 lbs / 0.8 kgs



PRODUCT DIMENSIONS



Print date: 2025-04-19

© 2025 J.W. Speaker Corporation • Germantown, WI U.S.A.
www.jwspeaker.com • speaker@jwspeaker.com • 262.251.6660

J.W. SPEAKER
 Engineered. Lighting. Solutions.

LED Mosaic Modular Lighting System - Model 92

ELECTRICAL SPECIFICATIONS

Input Voltage	12V DC
Operating Voltage	10-16V DC
Red Wire	Power
Black Wire	Ground
Current Draw	1.92A @ 12.8V DC (Power)

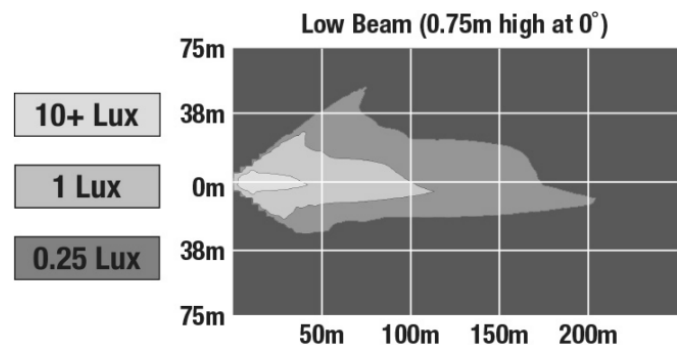
REGULATORY STANDARDS COMPLIANCE




FMVSS 108 s10.1 (Table XIX) IEC IP67
IEC IP69K

PHOTOMETRIC SPECIFICATIONS

Effective Lumen Output	687
Candela Output	20098
Nominal LED Color Temperature	5700 K
Beam Pattern(s)	Forward Lighting - Low Beam (DOT)



APPLICATIONS



Print date: 2025-04-19

© 2025 J.W. Speaker Corporation • Germantown, WI U.S.A.
www.jwspeaker.com • speaker@jwspeaker.com • 262.251.6660

LED Mosaic Modular Lighting System - Model 92

INSTALLATION & APPLICATION INFORMATION

North America low beam light.

PRODUCT WARNINGS

For California residents:

⚠ **WARNING:** Cancer and reproductive harm - www.P65Warnings.ca.gov.

⚠ **AVERTISSEMENT:** Cancer et effet nocif sur la reproduction - www.P65Warnings.ca.gov.

ACCESSORIES



Part Number
8200831

Mounting Hardware Kit
for Mosaic



Part Number
8201031

Pedestal Mount Kit for
Mosaic



Part Number
8201041

Tall Mounting
Hardware Kit for
Mosaic

LED Mosaic Modular Lighting System - Model 92

RELATED PRODUCTS



Part Number
0347971
12-24V LED DOT/ECE
DI & DRL Light




Part Number
0347972
12-24V LED DOT/ECE
DI & DRL Light (Bulk)




Part Number
0556821
12V LED SAE/ECE Fog
Light




Part Number
0556831
12V LED SAE High
Beam & DRL Headlight



Part Number
0556832
12V LED SAE High
Beam & DRL Headlight
(Bulk)



Part Number
0557941
12V LED SAE/ECE
Cornering Light



Part Number
0557942
12V LED SAE/ECE
Cornering Light (Bulk)



Part Number
0558321
12V LED SAE/ECE
Symmetric Low Beam
Headlight