

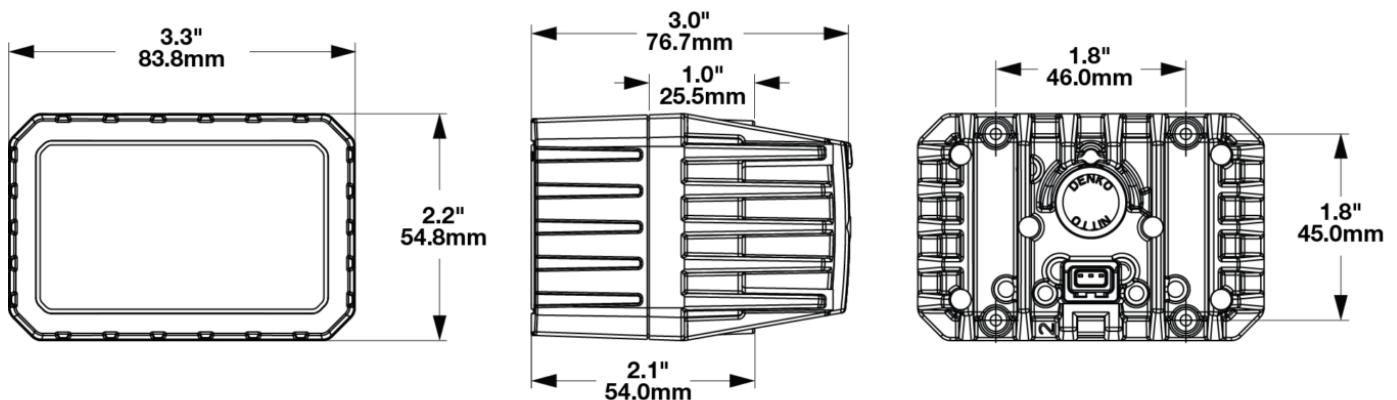
LED Mosaic Modular Lighting System - Model 92

PRODUCT INFORMATION

Description	24V LED ECE Symmetric Low Beam Headlight (Bulk)
Height	54.80 mm / 2.16 in
Width	83.80 mm / 3.3 in
Depth	76.70 mm / 3.02 in
Shape	Rectangular
Outer Lens Material	Polycarbonate
Outer Lens Color	Clear
Housing Material	Die-Cast Aluminum
Housing Color	Black
Bezel Color	N/A
Minimum Operating Temperature	-40 °C / -40 °F
Maximum Operating Temperature	65 °C / 149 °F
Mating Connector	JAE MX19A003S51 2 Pos
Product Weight	0.60 lbs / 0.27 kgs



PRODUCT DIMENSIONS



Print date: 2024-12-22

© 2024 J.W. Speaker Corporation • Germantown, WI U.S.A.
 www.jwspeaker.com • speaker@jwspeaker.com • 262.251.6660

J.W. SPEAKER
 Engineered. Lighting. Solutions.

LED Mosaic Modular Lighting System - Model 92

ELECTRICAL SPECIFICATIONS

Input Voltage	24V DC
Operating Voltage	18-30V DC
Red Wire	Power
Black Wire	Ground
Current Draw	0.66A @ 24V DC (Power)

REGULATORY STANDARDS COMPLIANCE

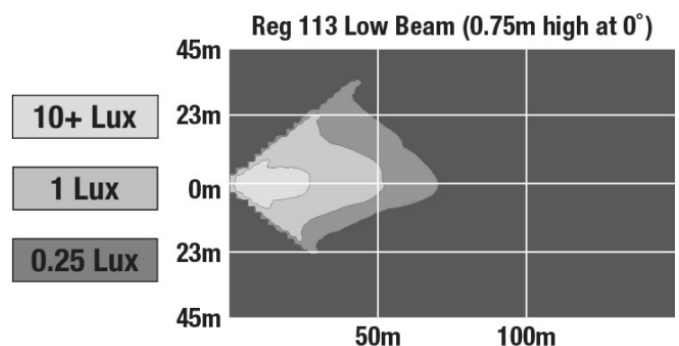


ASABE S608
IEC IP67
SAE J1623

ECE Reg 149 - WC-DS
IEC IP69K

PHOTOMETRIC SPECIFICATIONS

Raw Lumen Output	2080 Low Beam
Effective Lumen Output	725 Low Beam
Candela Output	10200 Low Beam
Nominal LED Color Temperature	5700 K
Beam Pattern(s)	Forward Lighting - Low Beam (DOT/ECE)



Print date: 2024-12-22

© 2024 J.W. Speaker Corporation • Germantown, WI U.S.A.
www.jwspeaker.com • speaker@jwspeaker.com • 262.251.6660

LED Mosaic Modular Lighting System - Model 92

APPLICATIONS



INSTALLATION & APPLICATION INFORMATION

European low beam light.

PRODUCT WARNINGS

For California residents:

⚠ **WARNING:** Cancer and reproductive harm - www.P65Warnings.ca.gov.

⚠ **AVERTISSEMENT:** Cancer et effet nocif sur la reproduction - www.P65Warnings.ca.gov.

ACCESSORIES



Part Number
8200831
Mounting Hardware Kit
for Mosaic



Part Number
8201031
Pedestal Mount Kit for
Mosaic



Part Number
8201041
Tall Mounting
Hardware Kit for
Mosaic

LED Mosaic Modular Lighting System - Model 92

RELATED PRODUCTS



Part Number
0347971
12-24V LED DOT/ECE
DI & DRL Light



Part Number
0347972
12-24V LED DOT/ECE
DI & DRL Light (Bulk)




Part Number
0556821
12V LED SAE/ECE Fog
Light




Part Number
0556831
12V LED SAE High
Beam & DRL Headlight



Part Number
0556832
12V LED SAE High
Beam & DRL Headlight
(Bulk)



Part Number
0557941
12V LED SAE/ECE
Cornering Light



Part Number
0557942
12V LED SAE/ECE
Cornering Light (Bulk)



Part Number
0558321
12V LED SAE/ECE
Symmetric Low Beam
Headlight