

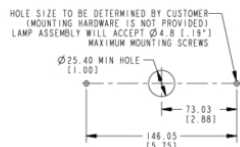
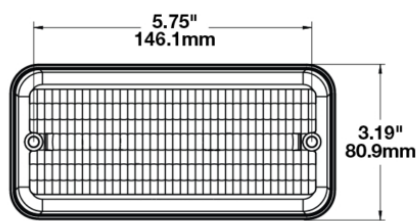
LED Signal Lights - Model 270

PRODUCT INFORMATION

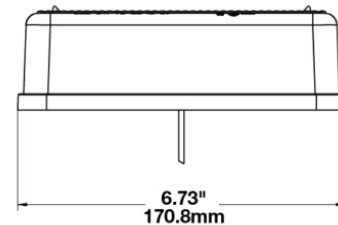
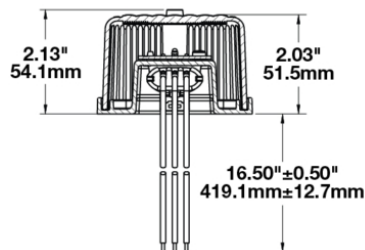
Description	12V ECE/SAE LED Turn Signal Light
Height	81.03 mm / 3.19 in
Width	170.94 mm / 6.73 in
Depth	51.56 mm / 2.03 in
Shape	Rectangular
Outer Lens Material	Acrylic
Outer Lens Color	Amber
Housing Material	ABS
Housing Color	Black
Mounting Type	Low Profile Mount
Minimum Operating Temperature	-40 °C / -40 °F
Maximum Operating Temperature	65 °C / 149 °F
Connector or Wiring	6" Bare Leads
Product Weight	0.47 lbs / 0.21 kgs
Shipping Weight	4.74 lbs / 2.15 kgs



PRODUCT DIMENSIONS



SUGGESTED MOUNTING HOLE LAYOUT
50 SCALE



Print date: 2024-07-17

© 2024 J.W. Speaker Corporation • Germantown, WI U.S.A.
www.jwspeaker.com • speaker@jwspeaker.com • 262.251.6660


J.W. SPEAKER
Engineered. Lighting. Solutions.

LED Signal Lights - Model 270

ELECTRICAL SPECIFICATIONS

Input Voltage	12V DC
Black Wire	Ground
Red Wire	Turn
Current Draw	0.5A @ 12V DC

REGULATORY STANDARDS COMPLIANCE



Buy America Standards	ECE Reg 6
Eco Friendly	FMVSS 108 s7.1 (Table VI)
FMVSS 108 s7.1 (Table VII)	IEC IP67
SAE J1889	SAE J2139
SAE J2261	SAE J575
SAE J588	SAE J96
SAE J974	

PHOTOMETRIC SPECIFICATIONS

Beam Pattern(s)	Signalization - Turn (Front)
	Signalization - Turn (Rear)

APPLICATIONS



Print date: 2024-07-17

© 2024 J.W. Speaker Corporation • Germantown, WI U.S.A.
www.jwspeaker.com • speaker@jwspeaker.com • 262.251.6660

J.W. SPEAKER
 Engineered. Lighting. Solutions.

LED Signal Lights - Model 270

PRODUCT WARNINGS

For California residents:

⚠ **WARNING:** Cancer and reproductive harm - www.P65Warnings.ca.gov.

⚠ **AVERTISSEMENT:** Cancer et effet nocif sur la reproduction - www.P65Warnings.ca.gov.

ACCESSORIES



Part Number

4401771

Replacement Amber
Acrylic Lens for Model
270 Signal Light



Part Number

4420511

Replacement Red
Acrylic Lens for Model
270 Signal Light

RELATED PRODUCTS



Part Number

0341361

12V ECE/SAE LED Stop
& Tail Light