

LED Signal Lights - Model 217

PRODUCT INFORMATION

Description	12-24V ECE LED Stop & Tail Light without 90mm Mounting Assembly Adapter
Height	72.39 mm / 2.85 in
Width	72.39 mm / 2.85 in
Depth	39.62 mm / 1.56 in
Shape	Round
Outer Lens Material	Polycarbonate
Outer Lens Color	Red
Housing Material	Polycarbonate
Housing Color	Black
Mounting Hardware Description	(x2) #8-1/2" x Screws
Mounting Type	Universal Mount
Minimum Operating Temperature	-40 °C / -40 °F
Maximum Operating Temperature	65 °C / 149 °F
Connector or Wiring	610mm Cable
Product Weight	0.20 lbs / 0.09 kgs
Shipping Weight	0.23 lbs / 0.1 kgs



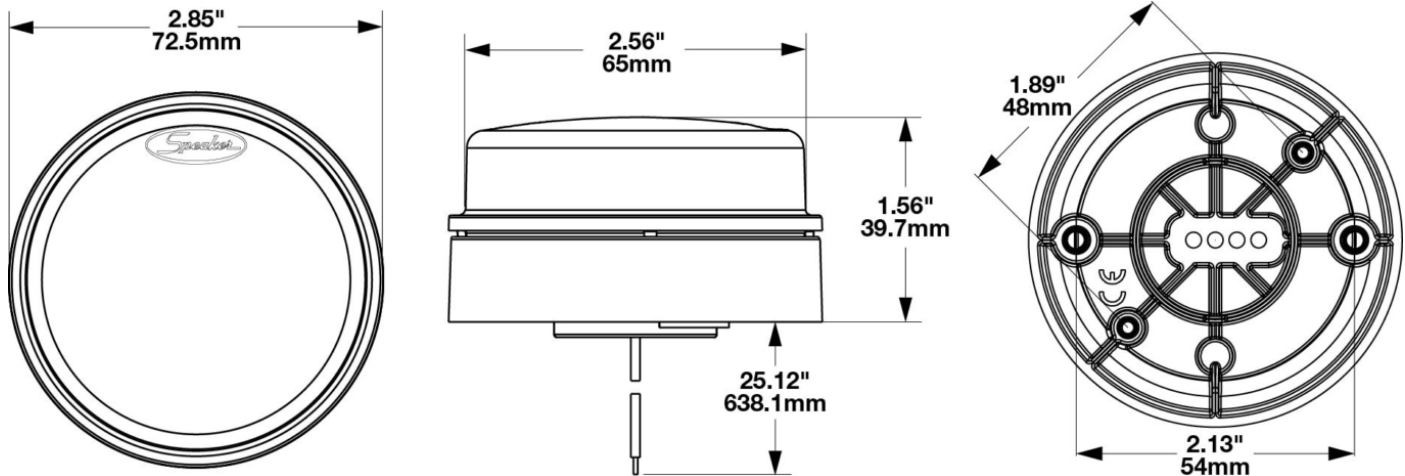
Print date: 2024-09-06

© 2024 J.W. Speaker Corporation • Germantown, WI U.S.A.
www.jwspeaker.com • speaker@jwspeaker.com • 262.251.6660

J.W. SPEAKER 
Engineered. Lighting. Solutions.

LED Signal Lights - Model 217


PRODUCT DIMENSIONS



ELECTRICAL SPECIFICATIONS

Input Voltage	12-24V DC
Black Wire	Ground
Red Wire	Stop
White Wire	Tail
Current Draw	0.10A @ 12V DC (Stop) 0.05A @ 24V DC (Stop) 0.03A @ 12V DC (Tail) 0.02A @ 24V DC (Tail)

REGULATORY STANDARDS COMPLIANCE



Buy America Standards
Eco Friendly

ECE Reg 7
IEC IP67

Print date: 2024-09-06

© 2024 J.W. Speaker Corporation • Germantown, WI U.S.A.
www.jwspeaker.com • speaker@jwspeaker.com • 262.251.6660

LED Signal Lights - Model 217

PHOTOMETRIC SPECIFICATIONS

Beam Pattern(s) Signalization - Stop
Signalization - Tail

APPLICATIONS



PRODUCT WARNINGS

For California residents:


⚠️ **WARNING:** Cancer and reproductive harm - www.P65Warnings.ca.gov.

⚠️ **AVERTISSEMENT:** Cancer et effet nocif sur la reproduction - www.P65Warnings.ca.gov.

RELATED PRODUCTS



Part Number
0345421
12-24V SAE/ECE LED
Backup Light without
90mm Mounting
Assembly Adapter



Part Number
0345441
12-24V SAE/ECE LED
Turn Signal without
90mm Mounting
Assembly Adapter



Part Number
0345451
12-24V SAE/ECE LED
DRL & Front Position
Light with 90mm
Mounting Assembly
Adapter



Part Number
0345461
12-24V SAE/ECE LED
DRL & Front Position
Light without 90mm
Mounting Assembly
Adapter



Part Number
0345521
12-24V SAE/ECE LED
Turn Signal with
90mm Mounting
Assembly Adapter

Print date: 2024-09-06

© 2024 J.W. Speaker Corporation • Germantown, WI U.S.A.
www.jwspeaker.com • speaker@jwspeaker.com • 262.251.6660

J.W. SPEAKER
Engineered. Lighting. Solutions.