

# LED Headlights - Model 8900 Evolution 2

## PRODUCT INFORMATION

---

<b>Description</b>	12-24V DOT/ECE LED RHT High & Low Beam Headlight with Black Inner Bezel - Single Light
<b>Height</b>	141.99 mm / 5.59 in
<b>Width</b>	199.90 mm / 7.87 in
<b>Depth</b>	95.00 mm / 3.74 in
<b>Shape</b>	Rectangular
<b>Outer Lens Material</b>	Polycarbonate
<b>Outer Lens Color</b>	Clear
<b>Housing Material</b>	Die-Cast Aluminum
<b>Housing Color</b>	Black
<b>Bezel Color</b>	Black
<b>Retrofits</b>	2B1 5" X 7" Headlights
<b>Minimum Operating Temperature</b>	-40 °C / -40 °F
<b>Maximum Operating Temperature</b>	65 °C / 149 °F
<b>Connector or Wiring</b>	H4
<b>Mating Connector</b>	H4 AMP#172615-2
<b>Product Weight</b>	2.63 lbs / 1.19 kgs
<b>Shipping Weight</b>	3.25 lbs / 1.47 kgs



---

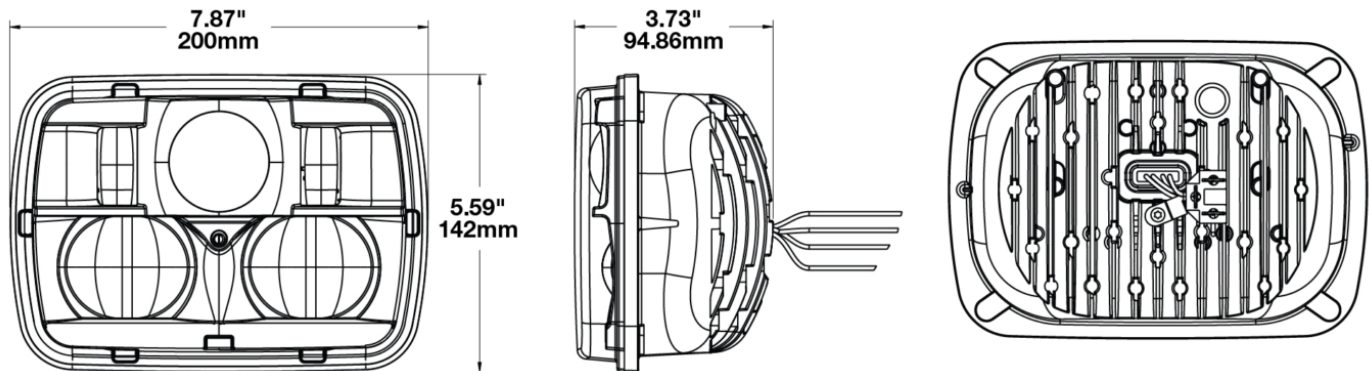
**Print date: 2024-09-01**

© 2024 J.W. Speaker Corporation • Germantown, WI U.S.A.  
www.jwspeaker.com • speaker@jwspeaker.com • 262.251.6660

**J.W. SPEAKER**   
Engineered. Lighting. Solutions.

# LED Headlights - Model 8900 Evolution 2

## PRODUCT DIMENSIONS



## ELECTRICAL SPECIFICATIONS

<b>Input Voltage</b>	12-24V DC
<b>Operating Voltage</b>	10-32V DC
<b>Transient Spike Protection</b>	150V Peak @ 1 HZ-100 Pulses
<b>Black Wire</b>	Ground
<b>Yellow Wire</b>	Low Beam
<b>White Wire</b>	High Beam
<b>Red Wire</b>	Front Position*
<b>Current Draw</b>	1.94A @ 12V DC (High Beam) 1.67A @ 12V DC (Low Beam) 0.22A @ 12V DC (Front Position) 1.03A @ 24V DC (High Beam) 0.87A @ 24V DC (Low Beam) 0.16A @ 24V DC (Front Position)

Print date: 2024-09-01

© 2024 J.W. Speaker Corporation • Germantown, WI U.S.A.  
www.jwspeaker.com • speaker@jwspeaker.com • 262.251.6660

# LED Headlights - Model 8900 Evolution 2

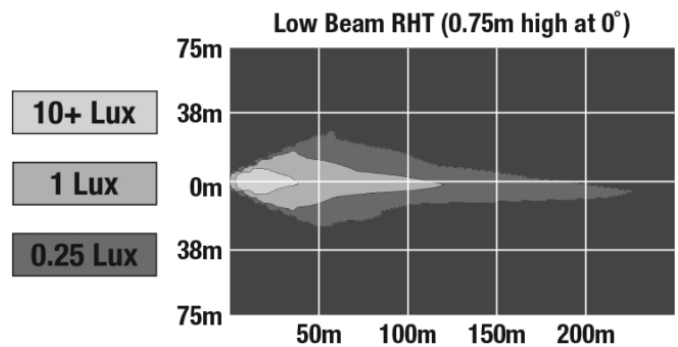
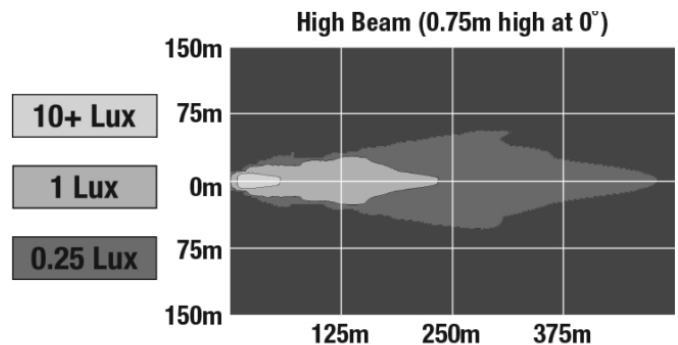
## REGULATORY STANDARDS COMPLIANCE



Buy America Standards	ECE Reg 10
ECE Reg 112	ECE Reg 7
Eco Friendly	FMVSS 108 s10.1 (Table XIX)
FMVSS 108 s10.1 (Table XVIII)	IEC IP69K

## PHOTOMETRIC SPECIFICATIONS

<b>Raw Lumen Output</b>	2,640 (High Beam); 2,250 (Low Beam)
<b>Effective Lumen Output</b>	1,200 (High Beam); 975 (Low Beam)
<b>Beam Pattern(s)</b>	Forward Lighting - High Beam (DOT/ECE) Forward Lighting - Low Beam (DOT/ECE) Signalization - Front Position



Print date: 2024-09-01

© 2024 J.W. Speaker Corporation • Germantown, WI U.S.A.  
www.jwspeaker.com • speaker@jwspeaker.com • 262.251.6660

# LED Headlights - Model 8900 Evolution 2

## APPLICATIONS

---



## ADDITIONAL INFORMATION

---

\*Front position light is a requirement outside of North America. If your vehicle is operated in North America, you do not need to connect this wire unless your vehicle is equipped with a front position light.

## PRODUCT WARNINGS

---

For California residents:

⚠ **WARNING:** Cancer and reproductive harm - [www.P65Warnings.ca.gov](http://www.P65Warnings.ca.gov).

⚠ **AVERTISSEMENT:** Cancer et effet nocif sur la reproduction - [www.P65Warnings.ca.gov](http://www.P65Warnings.ca.gov).

## ACCESSORIES

---



**Part Number**  
**8000381**

H4/H4 Anti-Flicker  
Harness for J.W.  
Speaker LED  
headlights

---

**Print date: 2024-09-01**

© 2024 J.W. Speaker Corporation • Germantown, WI U.S.A.  
[www.jwspeaker.com](http://www.jwspeaker.com) • [speaker@jwspeaker.com](mailto:speaker@jwspeaker.com) • 262.251.6660

# LED Headlights - Model 8900 Evolution 2

## RELATED PRODUCTS

---



**Part Number**  
**0554431**  
12-24V ECE LED LHT  
High & Low Beam  
Headlight with Chrome  
Inner Bezel - Single  
Light



**Part Number**  
**0554451**  
12-24V ECE LED LHT  
High & Low Beam  
Headlight with Black  
Inner Bezel - Single  
Light



**Part Number**  
**0554471**  
12-24V DOT/ECE LED  
RHT High & Low Beam  
Headlight with Chrome  
Inner Bezel - Single  
Light