

LED Headlights - Model 8900 Evolution 2

PRODUCT INFORMATION

| | |
|--------------------------------------|---|
| Description | 12-24V DOT/ECE LED RHT High & Low Beam Headlight with Chrome Inner Bezel - Single Light |
| Height | 141.99 mm / 5.59 in |
| Width | 199.90 mm / 7.87 in |
| Depth | 95.00 mm / 3.74 in |
| Shape | Rectangular |
| Outer Lens Material | Polycarbonate |
| Outer Lens Color | Clear |
| Housing Material | Die-Cast Aluminum |
| Housing Color | Black |
| Bezel Color | Chrome |
| Retrofits | 2B1 5" X 7" Headlights |
| Minimum Operating Temperature | -40 °C / -40 °F |
| Maximum Operating Temperature | 65 °C / 149 °F |
| Connector or Wiring | H4 |
| Mating Connector | H4 AMP#172615-2 |
| Product Weight | 2.63 lbs / 1.19 kgs |
| Shipping Weight | 3.22 lbs / 1.46 kgs |



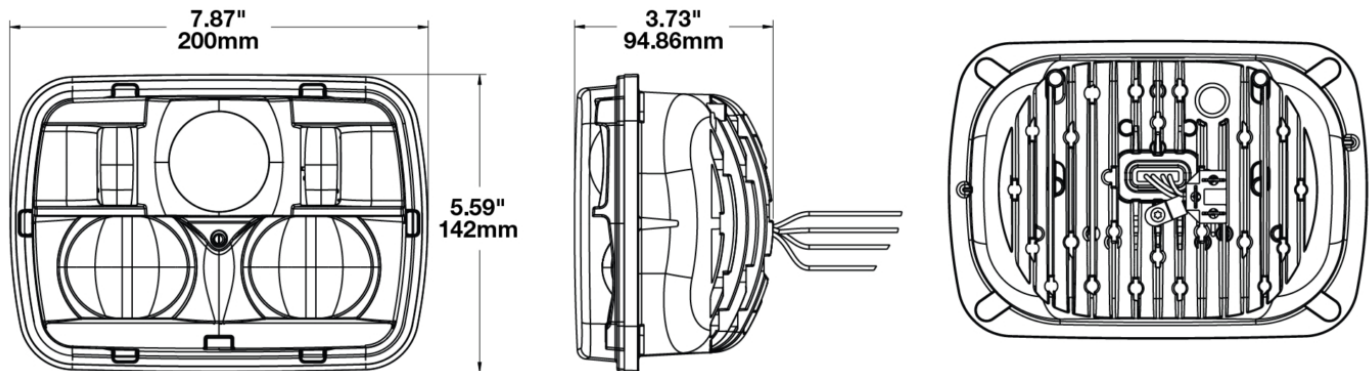
Print date: 2024-12-22

© 2024 J.W. Speaker Corporation • Germantown, WI U.S.A.
www.jwspeaker.com • speaker@jwspeaker.com • 262.251.6660

J.W. SPEAKER 
Engineered. Lighting. Solutions.

LED Headlights - Model 8900 Evolution 2

PRODUCT DIMENSIONS



ELECTRICAL SPECIFICATIONS

| | |
|-----------------------------------|--|
| Input Voltage | 12-24V DC |
| Operating Voltage | 10-32V DC |
| Transient Spike Protection | 150V Peak @ 1 HZ-100 Pulses |
| Black Wire | Ground |
| Yellow Wire | Low Beam |
| White Wire | High Beam |
| Red Wire | Front Position* |
| Current Draw | 1.94A @ 12V DC (High Beam) 1.67A @ 12V DC (Low Beam) 0.22A @ 12V DC (Front Position) 1.03A @ 24V DC (High Beam) 0.87A @ 24V DC (Low Beam) 0.16A @ 24V DC (Front Position) |

Print date: 2024-12-22

© 2024 J.W. Speaker Corporation • Germantown, WI U.S.A.
www.jwspeaker.com • speaker@jwspeaker.com • 262.251.6660

LED Headlights - Model 8900 Evolution 2

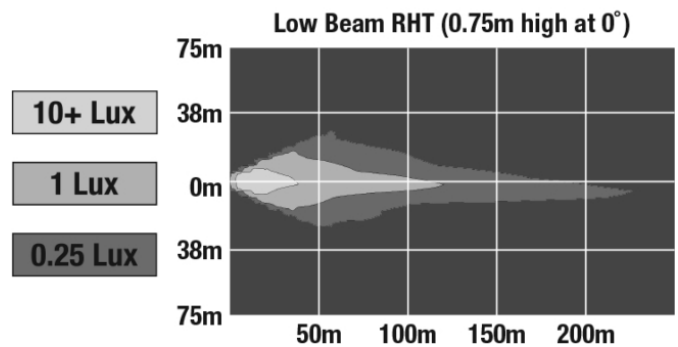
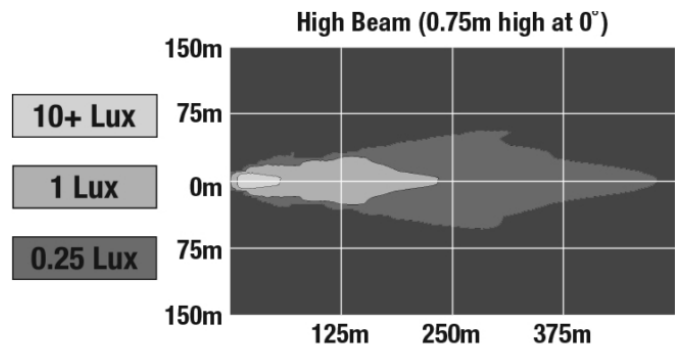
REGULATORY STANDARDS COMPLIANCE



| | |
|-------------------------------|-----------------------------|
| Buy America Standards | ECE Reg 10 |
| ECE Reg 112 | ECE Reg 7 |
| Eco Friendly | FMVSS 108 s10.1 (Table XIX) |
| FMVSS 108 s10.1 (Table XVIII) | IEC IP69K |

PHOTOMETRIC SPECIFICATIONS

| | |
|-------------------------------|---|
| Raw Lumen Output | 2,640 (High Beam); 2,250 (Low Beam) |
| Effective Lumen Output | 1,200 (High Beam); 975 (Low Beam) |
| Beam Pattern(s) | Forward Lighting - High Beam (DOT/ECE) Forward Lighting - Low Beam (DOT/ECE) Signalization - Front Position |

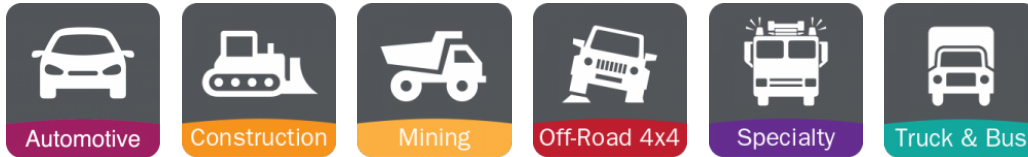


Print date: 2024-12-22

© 2024 J.W. Speaker Corporation • Germantown, WI U.S.A.
www.jwspeaker.com • speaker@jwspeaker.com • 262.251.6660

LED Headlights - Model 8900 Evolution 2

APPLICATIONS



ADDITIONAL INFORMATION

*Front position light is a requirement outside of North America. If your vehicle is operated in North America, you do not need to connect this wire unless your vehicle is equipped with a front position light.

PRODUCT WARNINGS

For California residents:

⚠ **WARNING:** Cancer and reproductive harm - www.P65Warnings.ca.gov.

⚠ **AVERTISSEMENT:** Cancer et effet nocif sur la reproduction - www.P65Warnings.ca.gov.

ACCESSORIES



Part Number

8000381

H4/H4 Anti-Flicker
Harness for J.W.
Speaker LED
headlights

Print date: 2024-12-22

© 2024 J.W. Speaker Corporation • Germantown, WI U.S.A.
www.jwspeaker.com • speaker@jwspeaker.com • 262.251.6660

LED Headlights - Model 8900 Evolution 2

RELATED PRODUCTS



Part Number
0554431
12-24V ECE LED LHT
High & Low Beam
Headlight with Chrome
Inner Bezel - Single
Light



Part Number
0554451
12-24V ECE LED LHT
High & Low Beam
Headlight with Black
Inner Bezel - Single
Light



Part Number
0554491
12-24V DOT/ECE LED
RHT High & Low Beam
Headlight with Black
Inner Bezel - Single
Light