

LED Headlight – Model 8632 Evolution

PRODUCT INFORMATION

Description	12-24V DOT/ECE LED RHT High & Low Beam Headlights with Turn Signal, FP & DRL - 2 Light Kit
Height	173.00 mm / 6.81 in
Width	144.00 mm / 5.67 in
Depth	86.00 mm / 3.39 in
Shape	Round
Outer Lens Material	Polycarbonate
Outer Lens Color	Clear
Housing Material	Aluminum
Housing Color	Black
Mounting Type	Pedestal
Minimum Operating Temperature	-34 °C / -29.2 °F
Maximum Operating Temperature	49 °C / 120.2 °F
Connector or Wiring	Integral Connector in Housing simulating Delphi 12124107,
Mating Connector	Delphi 12052848
Product Weight	4.80 lbs / 2.18 kgs
Shipping Weight	6.64 lbs / 3.01 kgs



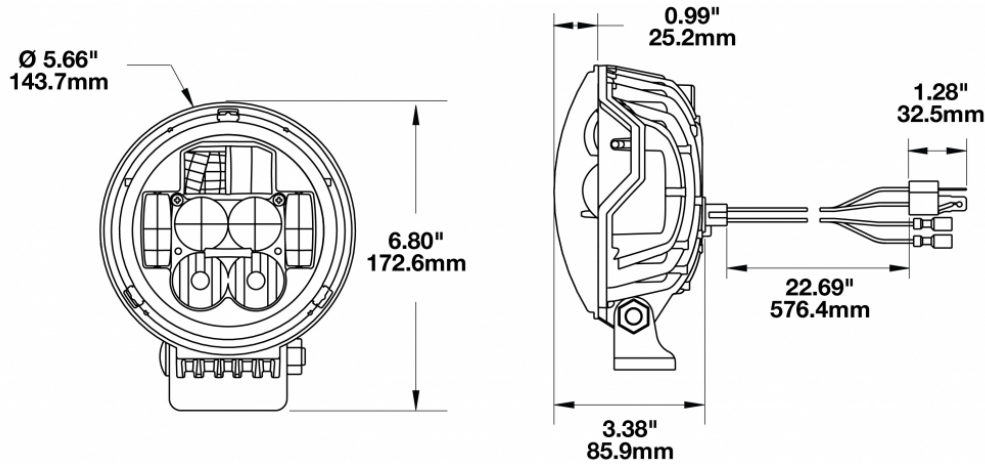
Print date: 2024-07-27

© 2024 J.W. Speaker Corporation • Germantown, WI U.S.A.
 www.jwspeaker.com • speaker@jwspeaker.com • 262.251.6660

J.W. SPEAKER 
 Engineered. Lighting. Solutions.

LED Headlight – Model 8632 Evolution

PRODUCT DIMENSIONS



ELECTRICAL SPECIFICATIONS


Input Voltage	12-24 V
Operating Voltage	10-32 V
Transient Spike Protection	150V Peak @ 1 HZ-100 Pul
White Wire	High Beam
Yellow Wire	Low Beam
Black Wire	Ground
Red Wire	Front Position
Purple Wire	DRL
Orange/white Wire	Front Turn
Current Draw	3.67A @ 12V (High Beam) 1.83A @ 24V (High Beam) 2.5A @ 12V (Low Beam) 1.25A @ 24V (Low Beam) .67A @ 12V (DRL) .34A @ 24V (DRL) .83A @ 12V (Front Turn) .42A @ 24V (Front Turn) .08A @ 12V (Front Position) .042A @ 24V (Front Position) .08A @ 12V (Side Marker) .042A @ 24V (Side Marker)

Print date: 2024-07-27

© 2024 J.W. Speaker Corporation • Germantown, WI U.S.A.
www.jwspeaker.com • speaker@jwspeaker.com • 262.251.6660

LED Headlight - Model 8632 Evolution

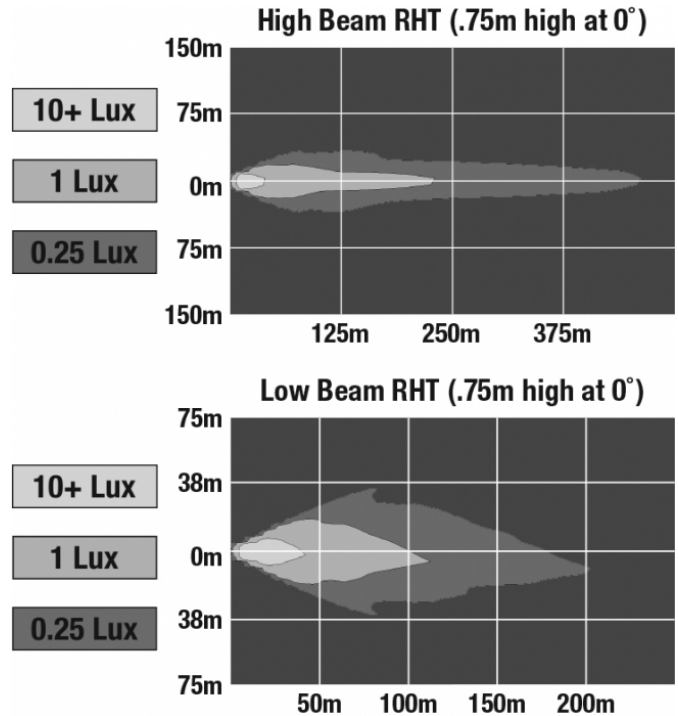
REGULATORY STANDARDS COMPLIANCE



Buy America Standards	ECE Reg 112
ECE Reg 6	ECE Reg 7
ECE Reg 87	Eco Friendly
FMVSS 108 s10.1 (Table XIX)	FMVSS 108 s10.1 (Table XVIII)
FMVSS 108 s7.1 (Table VI)	FMVSS 108 s7.4 (Table X)
IEC IP67	SAE J1395
SAE J2087	SAE J222

PHOTOMETRIC SPECIFICATIONS

Raw Lumen Output	2,925 (High Beam); 2,025 (Low Beam)
Effective Lumen Output	1,000 (High Beam); 630 (Low Beam)
Nominal LED Color Temperature	5000 K
Beam Pattern(s)	Forward Lighting - Daytime Running Light Forward Lighting - High Beam (DOT/ECE) Forward Lighting - Low Beam (ECE Right Hand) Signalization - Front Position Signalization - Marker Signalization - Turn (Front)



Print date: 2024-07-27

© 2024 J.W. Speaker Corporation • Germantown, WI U.S.A.
www.jwspeaker.com • speaker@jwspeaker.com • 262.251.6660

LED Headlight - Model 8632 Evolution

APPLICATIONS



PRODUCT WARNINGS

For California residents:

⚠ **WARNING:** Cancer and reproductive harm - www.P65Warnings.ca.gov.

⚠ **AVERTISSEMENT:** Cancer et effet nocif sur la reproduction - www.P65Warnings.ca.gov.

RELATED PRODUCTS



Part Number
0551561

12-24V DOT/ECE LED
RHT Right Hand High
& Low Beam Headlight
with Turn Signal, FP &
DRL



Part Number
0551571

12-24V DOT/ECE LED
RHT Left Hand High &
Low Beam Headlight
with Turn Signal, FP &
DRL



Part Number
0551973

12-24V ECE LED LHT
High & Low Beam
Headlights with Turn
Signal, FP & DRL - 2
Light Kit



Part Number
0551991

12-24V ECE LED LHT
Right Hand High &
Low Beam Headlight
with Turn Signal, FP &
DRL



Part Number
0552001

12-24V ECE LED LHT
Left Hand High & Low
Beam Headlight with
Turn Signal, FP & DRL

Print date: 2024-07-27

© 2024 J.W. Speaker Corporation • Germantown, WI U.S.A.
www.jwspeaker.com • speaker@jwspeaker.com • 262.251.6660

J.W. SPEAKER
Engineered. Lighting. Solutions.