

LED Headlight – Model 8632 Evolution

PRODUCT INFORMATION

Description	12-24V ECE LED LHT High & Low Beam Headlights with Turn Signal, FP & DRL - 2 Light Kit
Height	173.00 mm / 6.81 in
Width	144.00 mm / 5.67 in
Depth	86.00 mm / 3.39 in
Shape	Round
Outer Lens Material	Polycarbonate
Outer Lens Color	Clear
Housing Material	Aluminum
Housing Color	Black
Mounting Type	Pedestal
Minimum Operating Temperature	-34 °C / -29.2 °F
Maximum Operating Temperature	49 °C / 120.2 °F
Connector or Wiring	Integral Connector in Housing simulating Delphi 12124107,
Mating Connector	Delphi 12052848
Product Weight	4.80 lbs / 2.18 kgs
Shipping Weight	5.40 lbs / 2.45 kgs



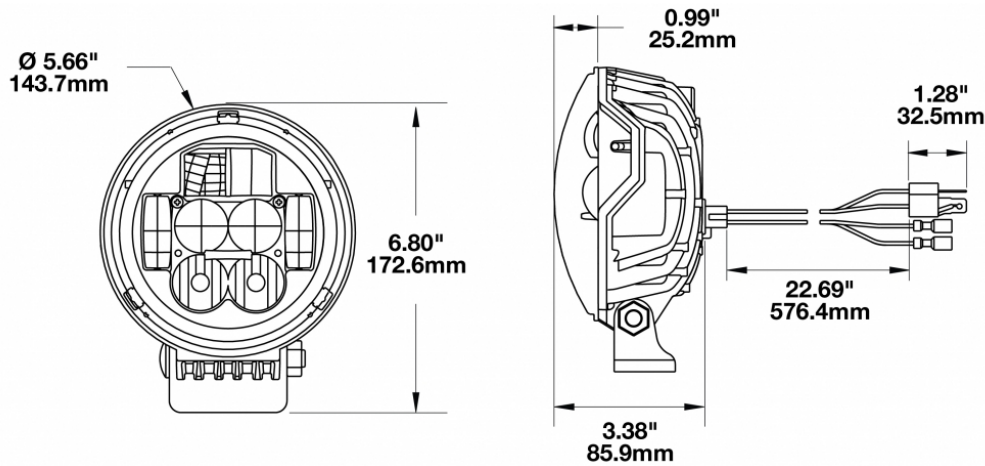
Print date: 2025-02-22

© 2025 J.W. Speaker Corporation • Germantown, WI U.S.A.
 www.jwspeaker.com • speaker@jwspeaker.com • 262.251.6660

J.W. SPEAKER 
 Engineered. Lighting. Solutions.

LED Headlight – Model 8632 Evolution

PRODUCT DIMENSIONS



ELECTRICAL SPECIFICATIONS

Input Voltage	12-24 V
Operating Voltage	10-32 V
Transient Spike Protection	150V Peak @ 1 HZ-100 Pul
White Wire	High Beam
Yellow Wire	Low Beam
Black Wire	Ground
Red Wire	Front Position
Purple Wire	DRL
Orange/white Wire	Front Turn
Current Draw	3.67A @ 12V (High Beam) 1.83A @ 24V (High Beam) 2.5A @ 12V (Low Beam) 1.25A @ 24V (Low Beam) .67A @ 12V (DRL) .34A @ 24V (DRL) .83A @ 12V (Front Turn) .42A @ 24V (Front Turn) .08A @ 12V (Front Position) .042A @ 24V (Front Position) .08A @ 12V (Side Marker) .042A @ 24V (Side Marker)

Print date: 2025-02-22

© 2025 J.W. Speaker Corporation • Germantown, WI U.S.A.
www.jwspeaker.com • speaker@jwspeaker.com • 262.251.6660

LED Headlight - Model 8632 Evolution

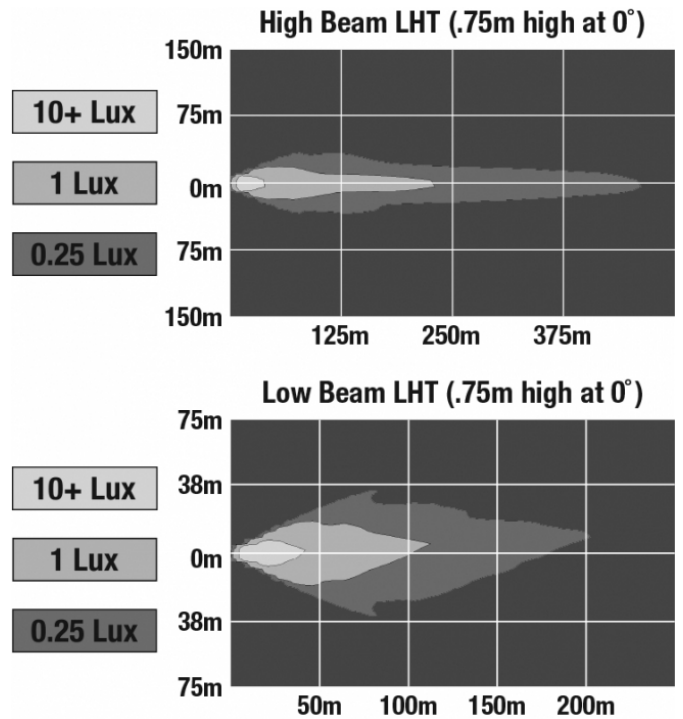
REGULATORY STANDARDS COMPLIANCE



Buy America Standards	ECE Reg 112
ECE Reg 6	ECE Reg 7
ECE Reg 87	Eco Friendly
IEC IP67	

PHOTOMETRIC SPECIFICATIONS

Raw Lumen Output	2,925 (High Beam); 2,025 (Low Beam)
Effective Lumen Output	1,000 (High Beam); 630 (Low Beam)
Nominal LED Color Temperature	5000 K
Beam Pattern(s)	Forward Lighting - Daytime Running Light Forward Lighting - High Beam (DOT/ECE) Forward Lighting - Low Beam (ECE Left Hand) Signalization - Front Position Signalization - Marker Signalization - Turn (Front)

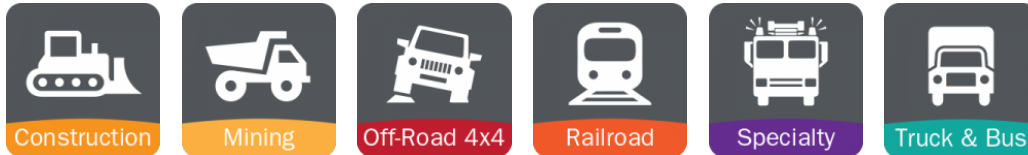


Print date: 2025-02-22

© 2025 J.W. Speaker Corporation • Germantown, WI U.S.A.
www.jwspeaker.com • speaker@jwspeaker.com • 262.251.6660

LED Headlight - Model 8632 Evolution

APPLICATIONS



PRODUCT WARNINGS

For California residents:

⚠ **WARNING:** Cancer and reproductive harm - www.P65Warnings.ca.gov.

⚠ **AVERTISSEMENT:** Cancer et effet nocif sur la reproduction - www.P65Warnings.ca.gov.

RELATED PRODUCTS



Part Number
0551561

12-24V DOT/ECE LED
RHT Right Hand High
& Low Beam Headlight
with Turn Signal, FP &
DRL



Part Number
0551571

12-24V DOT/ECE LED
RHT Left Hand High &
Low Beam Headlight
with Turn Signal, FP &
DRL



Part Number
0551983

12-24V DOT/ECE LED
RHT High & Low Beam
Headlights with Turn
Signal, FP & DRL - 2
Light Kit



Part Number
0551991

12-24V ECE LED LHT
Right Hand High &
Low Beam Headlight
with Turn Signal, FP &
DRL



Part Number
0552001

12-24V ECE LED LHT
Left Hand High & Low
Beam Headlight with
Turn Signal, FP & DRL

Print date: 2025-02-22

© 2025 J.W. Speaker Corporation • Germantown, WI U.S.A.
www.jwspeaker.com • speaker@jwspeaker.com • 262.251.6660

J.W. SPEAKER
Engineered. Lighting. Solutions.