

# LED Headlight – Model 8632 Evolution

## PRODUCT INFORMATION

<b>Description</b>	12-24V DOT/ECE LED RHT Right Hand High & Low Beam Headlight with Turn Signal, FP & DRL
<b>Height</b>	173.00 mm / 6.81 in
<b>Width</b>	144.00 mm / 5.67 in
<b>Depth</b>	86.00 mm / 3.39 in
<b>Shape</b>	Round
<b>Outer Lens Material</b>	Polycarbonate
<b>Outer Lens Color</b>	Clear
<b>Housing Material</b>	Aluminum
<b>Housing Color</b>	Black
<b>Mounting Type</b>	Pedestal
<b>Minimum Operating Temperature</b>	-34 °C / -29.2 °F
<b>Maximum Operating Temperature</b>	49 °C / 120.2 °F
<b>Connector or Wiring</b>	Integral Connector in Housing simulating Delphi 12124107,
<b>Mating Connector</b>	Delphi 12052848
<b>Product Weight</b>	2.40 lbs / 1.09 kgs
<b>Shipping Weight</b>	3.31 lbs / 1.5 kgs



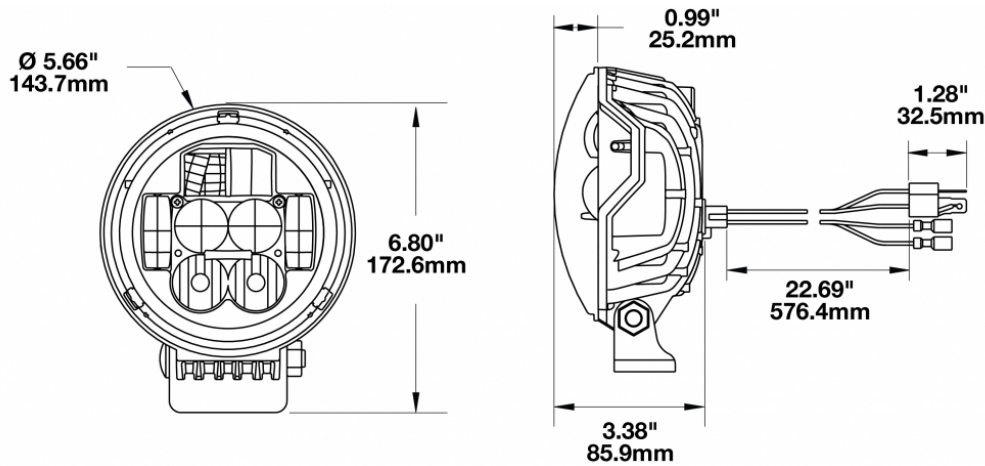
Print date: 2025-02-22

© 2025 J.W. Speaker Corporation • Germantown, WI U.S.A.  
www.jwspeaker.com • speaker@jwspeaker.com • 262.251.6660

**J.W. SPEAKER**  
Engineered. Lighting. Solutions.

# LED Headlight – Model 8632 Evolution

## PRODUCT DIMENSIONS



## ELECTRICAL SPECIFICATIONS


<b>Input Voltage</b>	12-24 V
<b>Operating Voltage</b>	10-32 V
<b>Transient Spike Protection</b>	150V Peak @ 1 HZ-100 Pulses
<b>White Wire</b>	High Beam
<b>Yellow Wire</b>	Low Beam
<b>Black Wire</b>	Ground
<b>Red Wire</b>	Front Position
<b>Purple Wire</b>	DRL
<b>Orange/white Wire</b>	Front Turn
<b>Current Draw</b>	3.67A @ 12V (High Beam) 1.83A @ 24V (High Beam) 2.5A @ 12V (Low Beam) 1.25A @ 24V (Low Beam) .67A @ 12V (DRL) .34A @ 24V (DRL) .83A @ 12V (Front Turn) .42A @ 24V (Front Turn) .08A @ 12V (Front Position) .042A @ 24V (Front Position) .08A @ 12V (Side Marker) .042A @ 24V (Side Marker)

Print date: 2025-02-22

© 2025 J.W. Speaker Corporation • Germantown, WI U.S.A.  
www.jwspeaker.com • speaker@jwspeaker.com • 262.251.6660

# LED Headlight – Model 8632 Evolution

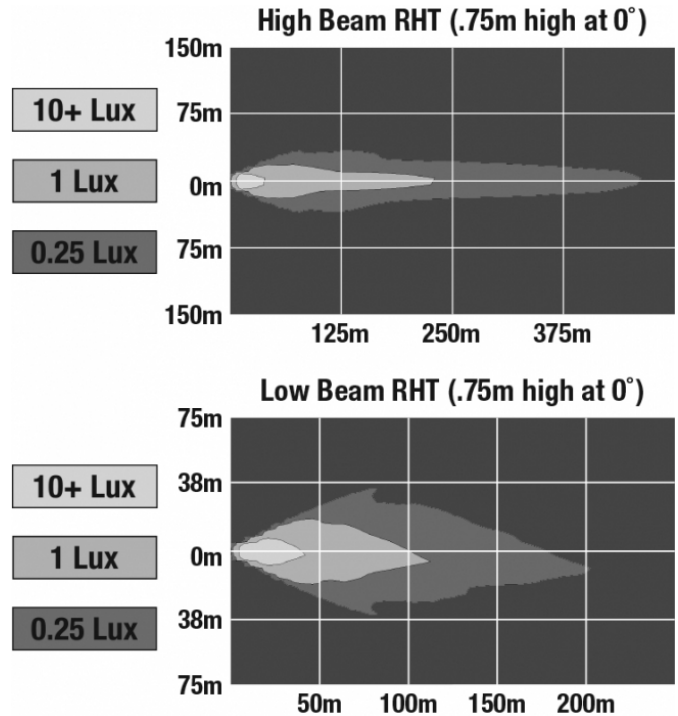
## REGULATORY STANDARDS COMPLIANCE



Buy America Standards	ECE Reg 112
ECE Reg 6	ECE Reg 7
ECE Reg 87	Eco Friendly
FMVSS 108 s10.1 (Table XIX)	FMVSS 108 s10.1 (Table XVIII)
FMVSS 108 s7.1 (Table VI)	FMVSS 108 s7.4 (Table X)
IEC IP67	SAE J1395
SAE J2087	SAE J222

## PHOTOMETRIC SPECIFICATIONS

<b>Raw Lumen Output</b>	2,925 (High Beam); 2,025 (Low Beam)
<b>Effective Lumen Output</b>	1,000 (High Beam); 630 (Low Beam)
<b>Nominal LED Color Temperature</b>	5000 K
<b>Beam Pattern(s)</b>	Forward Lighting - Daytime Running Light Forward Lighting - High Beam (DOT/ECE) Forward Lighting - Low Beam (ECE Right Hand) Signalization - Front Position Signalization - Marker Signalization - Turn (Front)

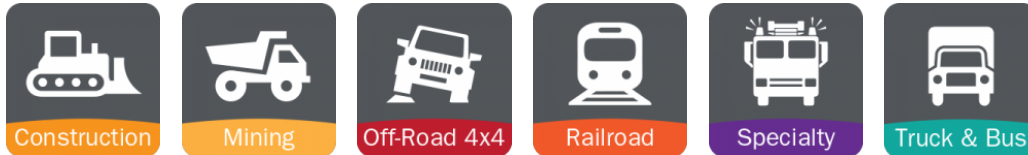


Print date: 2025-02-22

© 2025 J.W. Speaker Corporation • Germantown, WI U.S.A.  
www.jwspeaker.com • speaker@jwspeaker.com • 262.251.6660

# LED Headlight - Model 8632 Evolution

## APPLICATIONS



## PRODUCT WARNINGS

For California residents:

⚠ **WARNING:** Cancer and reproductive harm - [www.P65Warnings.ca.gov](http://www.P65Warnings.ca.gov).

⚠ **AVERTISSEMENT:** Cancer et effet nocif sur la reproduction - [www.P65Warnings.ca.gov](http://www.P65Warnings.ca.gov).

## RELATED PRODUCTS



**Part Number**  
**0551571**

12-24V DOT/ECE LED  
RHT Left Hand High &  
Low Beam Headlight  
with Turn Signal, FP &  
DRL



**Part Number**  
**0551973**

12-24V ECE LED LHT  
High & Low Beam  
Headlights with Turn  
Signal, FP & DRL - 2  
Light Kit



**Part Number**  
**0551983**

12-24V DOT/ECE LED  
RHT High & Low Beam  
Headlights with Turn  
Signal, FP & DRL - 2  
Light Kit



**Part Number**  
**0551991**

12-24V ECE LED LHT  
Right Hand High &  
Low Beam Headlight  
with Turn Signal, FP &  
DRL



**Part Number**  
**0552001**

12-24V ECE LED LHT  
Left Hand High & Low  
Beam Headlight with  
Turn Signal, FP & DRL

Print date: 2025-02-22

© 2025 J.W. Speaker Corporation • Germantown, WI U.S.A.  
[www.jwspeaker.com](http://www.jwspeaker.com) • [speaker@jwspeaker.com](mailto:speaker@jwspeaker.com) • 262.251.6660

**J.W. SPEAKER**  
Engineered. Lighting. Solutions.