

LED Headlight - Model 8631 Evolution

PRODUCT INFORMATION

Description	12-24V DOT/ECE LED RHT High & Low Beam Headlight with Turn Signal, FP & DRL
Height	142.24 mm / 5.6 in
Width	142.24 mm / 5.6 in
Depth	86.36 mm / 3.4 in
Shape	Round
Outer Lens Material	Hardcoated Polycarbonate
Outer Lens Color	Clear
Housing Material	Aluminum
Housing Color	Black
Mounting Type	Panel
Retrofits	PAR 46
Minimum Operating Temperature	-34 °C / -29.2 °F
Maximum Operating Temperature	49 °C / 120.2 °F
Connector or Wiring	Integral Connector in Housing simulating Delphi 12124107,
Mating Connector	Delphi 12052848
Product Weight	1.86 lbs / 0.84 kgs
Shipping Weight	2.77 lbs / 1.26 kgs

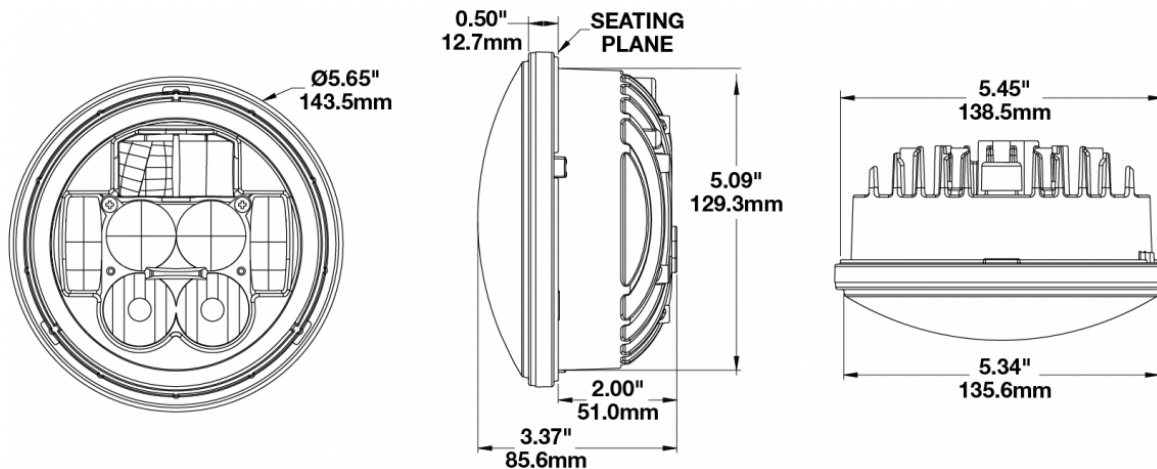


Print date: 2024-11-23

© 2024 J.W. Speaker Corporation • Germantown, WI U.S.A.
www.jwspeaker.com • speaker@jwspeaker.com • 262.251.6660

LED Headlight - Model 8631 Evolution

PRODUCT DIMENSIONS



ELECTRICAL SPECIFICATIONS


Input Voltage	12-24V DC
Operating Voltage	10-32V DC
White Wire	High Beam
Yellow Wire	Low Beam
Black Wire	Ground
Red Wire	Front Position
Purple Wire	DRL
Orange / White Wire	Front Turn
Current Draw	2.20A @ 12V DC (Low Beam)
	1.10A @ 24V DC (Low Beam)
	3.50A @ 12V DC (High Beam)
	1.70A @ 24V DC (High Beam)
	1.10A @ 12V DC (DRL)
	0.70A @ 24V DC (DRL)
	0.05A @ 12V DC (Front Position)
	0.05A @ 24V DC (Front Position)
	1.40A @ 12V DC (Front Turn)
	0.70A @ 24V DC (Front Turn)

Print date: 2024-11-23

© 2024 J.W. Speaker Corporation • Germantown, WI U.S.A.
www.jwspeaker.com • speaker@jwspeaker.com • 262.251.6660

LED Headlight - Model 8631 Evolution

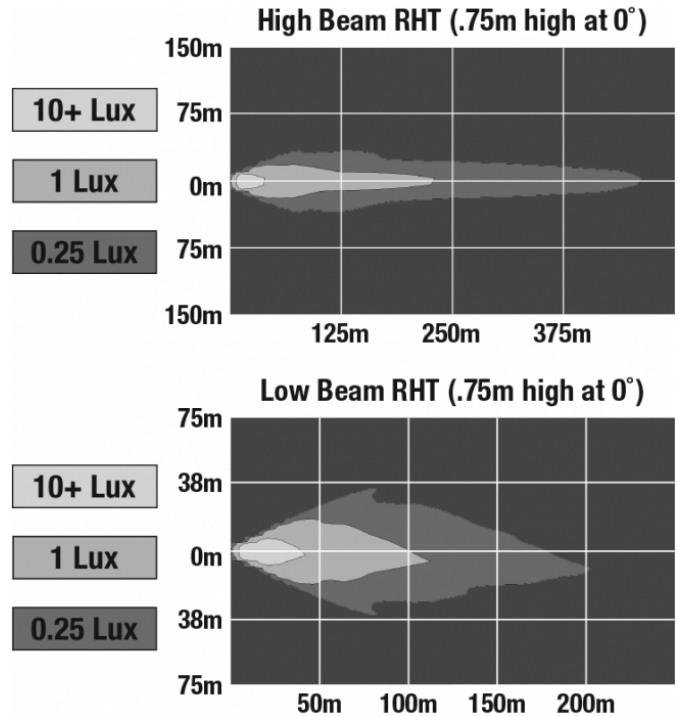
REGULATORY STANDARDS COMPLIANCE



Buy America Standards	ECE Reg 112
ECE Reg 6	ECE Reg 7
ECE Reg 87	Eco Friendly
FMVSS 108 s10.1 (Table XIX)	FMVSS 108 s10.1 (Table XVIII)
FMVSS 108 s7.1 (Table VI)	FMVSS 108 s7.4 (Table X)
IEC IP67	SAE J1395
SAE J2087	SAE J222

PHOTOMETRIC SPECIFICATIONS

Raw Lumen Output	2,925 (High Beam); 2,025 (Low Beam)
Effective Lumen Output	1,000 (High Beam); 630 (Low Beam)
Nominal LED Color Temperature	5000 K
Beam Pattern(s)	Forward Lighting - Daytime Running Light Forward Lighting - High Beam (DOT/ECE) Forward Lighting - Low Beam (DOT) Forward Lighting - Low Beam (ECE Right Hand) Signalization - Front Position Signalization - Turn (Front)



Print date: 2024-11-23

© 2024 J.W. Speaker Corporation • Germantown, WI U.S.A.
www.jwspeaker.com • speaker@jwspeaker.com • 262.251.6660

LED Headlight - Model 8631 Evolution

APPLICATIONS



PRODUCT WARNINGS

For California residents:

⚠ **WARNING:** Cancer and reproductive harm - www.P65Warnings.ca.gov.

⚠ **AVERTISSEMENT:** Cancer et effet nocif sur la reproduction - www.P65Warnings.ca.gov.

ACCESSORIES



Part Number
3157751
Double Ring Kit
Mounting Assembly for
LED Headlight Model
8630



Part Number
8200001
Single Ring Kit
Mounting Assembly for
LED Headlight Model
8630



Part Number
8200071
Mounting Ring Kit for
5.75" Round (PAR46)
Headlights - PIERCE

Print date: 2024-11-23

© 2024 J.W. Speaker Corporation • Germantown, WI U.S.A.
www.jwspeaker.com • speaker@jwspeaker.com • 262.251.6660

LED Headlight - Model 8631 Evolution

RELATED PRODUCTS



Part Number

0551641

12-24V ECE LED LHT
High & Low Beam
Headlight with Turn
Signal, FP & DRL