


# Jeep LED Headlights - Model EVO J3

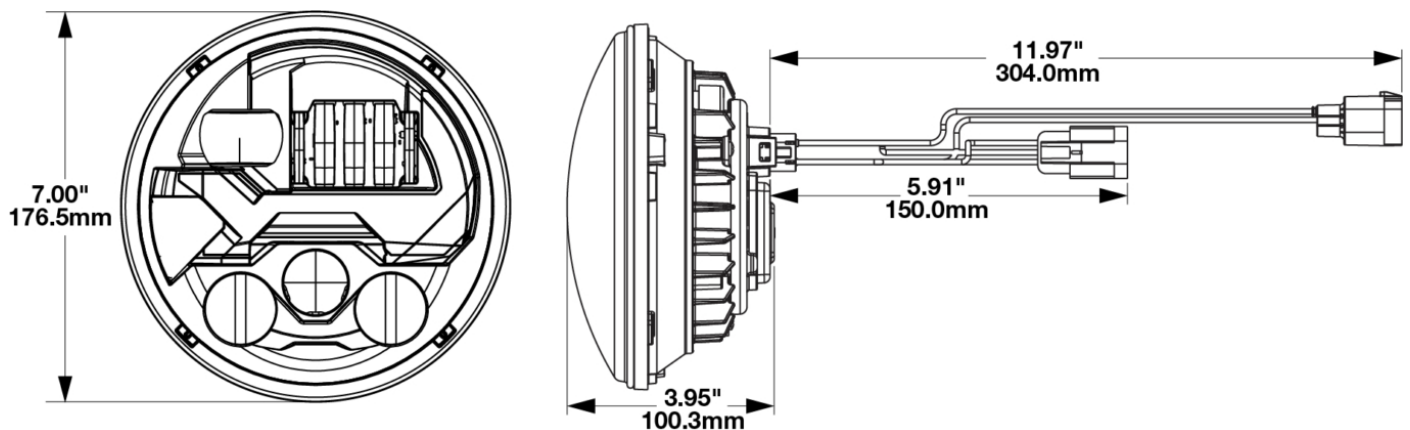
## PRODUCT INFORMATION

<b>Description</b>	12V DOT LED High/Low Beam Headlight w/ Built In Turn Signal - Black - 2 Light Kit
<b>Height</b>	176.50 mm / 6.95 in
<b>Width</b>	176.50 mm / 6.95 in
<b>Depth</b>	112.00 mm / 4.41 in
<b>Shape</b>	Round
<b>Outer Lens Material</b>	Polycarbonate
<b>Outer Lens Color</b>	Clear
<b>Housing Material</b>	Aluminum
<b>Housing Color</b>	Black
<b>Bezel Color</b>	Black
<b>Retrofits</b>	7" Round Headlights or 2D1 PAR56
<b>Minimum Operating Temperature</b>	-40 °C / -40 °F
<b>Maximum Operating Temperature</b>	65 °C / 149 °F
<b>Connector or Wiring</b>	H13 Delphi 15326813
<b>Product Weight</b>	5.10 lbs / 2.31 kgs
<b>Shipping Weight</b>	5.90 lbs / 2.68 kgs



**EVO J3™**

## PRODUCT DIMENSIONS



Print date: 2025-01-15

© 2025 J.W. Speaker Corporation • Germantown, WI U.S.A.  
www.jwspeaker.com • speaker@jwspeaker.com • 262.251.6660

**J.W. SPEAKER®**  
Engineered. Lighting. Solutions.

# Jeep LED Headlights - Model EVO J3


## ELECTRICAL SPECIFICATIONS

---

<b>Input Voltage</b>	12V DC
<b>Operating Voltage</b>	9-16V DC
<b>Transient Spike Protection</b>	150V Peak @ 1 HZ-100 Pul
<b>Black Wire</b>	Ground
<b>Yellow Wire</b>	Low Beam
<b>White Wire</b>	High Beam
<b>Orange Wire</b>	Front Turn
<b>Red Wire</b>	Position
<b>Current Draw</b>	2.33A @ 12V DC (Low Beam) 3.25A @ 12V DC (High Beam) 3.00A @ 12V DC (Front Turn) 0.45A @ 12V DC (Position)

## REGULATORY STANDARDS COMPLIANCE

---



Bluetooth SIG Declaration ID	Buy America Standards
Eco Friendly	FMVSS 108 s10.1 (Table XIX)
FMVSS 108 s10.1 (Table XVIII)	FMVSS 108 s7.1 (Table VI)
IEC IP69K	Tested to ECE Reg. 10 (Radiated Emissions only)

**Print date: 2025-01-15**

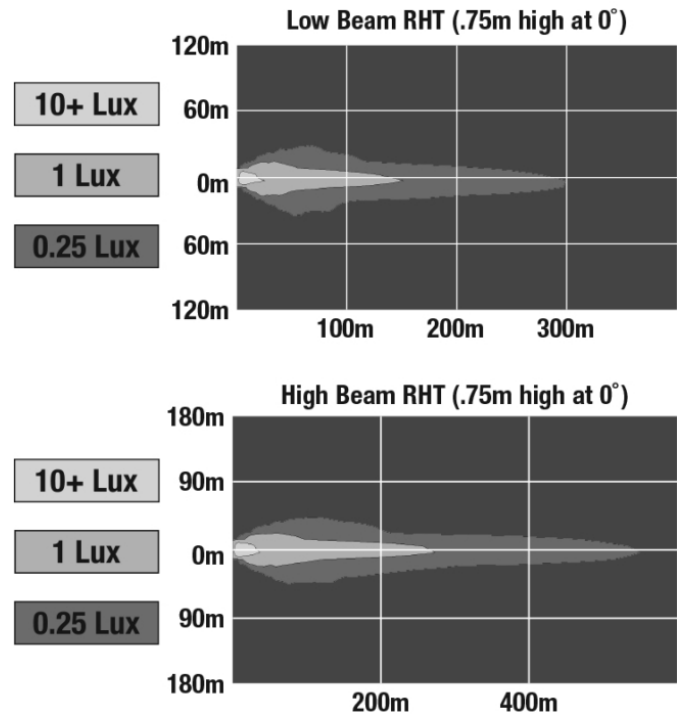
© 2025 J.W. Speaker Corporation • Germantown, WI U.S.A.  
www.jwspeaker.com • speaker@jwspeaker.com • 262.251.6660

**J.W. SPEAKER**   
Engineered. Lighting. Solutions.

# Jeep LED Headlights - Model EVO J3

## PHOTOMETRIC SPECIFICATIONS

<b>Raw Lumen Output</b>	3,600 (High Beam); 3,020 (Low Beam)
<b>Effective Lumen Output</b>	1,320 (High Beam); 1,201 (Low Beam)
<b>Candela Output</b>	68,800 (High Beam) 24,800 (Low Beam)
<b>Nominal LED Color Temperature</b>	5000 K
<b>Beam Pattern(s)</b>	Forward Lighting - High Beam (DOT) Forward Lighting - Low Beam (DOT) Signalization - Front Position Signalization - Turn (Front)



## APPLICATIONS



## PRODUCT WARNINGS

For California residents:

⚠ **WARNING:** Cancer and reproductive harm - [www.P65Warnings.ca.gov](http://www.P65Warnings.ca.gov).

⚠ **AVERTISSEMENT:** Cancer et effet nocif sur la reproduction - [www.P65Warnings.ca.gov](http://www.P65Warnings.ca.gov).

Print date: 2025-01-15

© 2025 J.W. Speaker Corporation • Germantown, WI U.S.A.  
www.jwspeaker.com • speaker@jwspeaker.com • 262.251.6660

**J.W. SPEAKER**  
Engineered. Lighting. Solutions.

# Jeep LED Headlights - Model EVO J3

## RELATED PRODUCTS

---



**Part Number**  
**0555593**  
12V DOT LED  
High/Low Beam  
Headlight w/ Built In  
Turn Signal - Graphite  
- 2 Light Kit



**Part Number**  
**0555613**  
12V DOT LED  
High/Low Beam  
Heated Headlight w/  
Built In Turn Signal -  
Graphite - 2 Light Kit



**Part Number**  
**0556441**  
12V DOT LED  
High/Low Beam  
Headlight w/ Built In  
Turn Signal - Graphite  
- Single RH Light



**Part Number**  
**0556451**  
12V DOT LED  
High/Low Beam  
Headlight w/ Built In  
Turn Signal - Graphite  
- Single LH Light



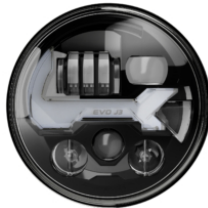
**Part Number**  
**0556461**  
12V DOT LED  
High/Low Beam  
Heated Headlight w/  
Built In Turn Signal -  
Graphite - Single RH  
Light



**Part Number**  
**0556471**  
12V DOT LED  
High/Low Beam  
Heated Headlight w/  
Built In Turn Signal -  
Graphite - Single LH  
Light



**Part Number**  
**0557213**  
12V DOT LED  
High/Low Beam  
Heated Headlight w/  
Built In Turn Signal -  
Black - 2 Light Kit



**Part Number**  
**0557251**  
12V DOT LED  
High/Low Beam  
Headlight w/ Built In  
Turn Signal - Black -  
Single RH Light