


LED Headlights – Model 8800 Evolution 2

PRODUCT INFORMATION

Description	12-24V DOT/ECE LED High Beam Heated Headlight with Chrome Bezel
Height	107.19 mm / 4.22 in
Width	167.64 mm / 6.6 in
Depth	84.90 mm / 3.34 in
Shape	Rectangular
Outer Lens Material	Hardcoated Polycarbonate
Outer Lens Color	Clear
Housing Material	Die-Cast Aluminum
Housing Color	Black
Bezel Color	Chrome
Mounting Type	Low-Profile Panel Mount
Retrofits	1A1 and 2A1 (4" x 6") sealed beams
Minimum Operating Temperature	-40 °C / -40 °F
Maximum Operating Temperature	65 °C / 149 °F
Connector or Wiring	H4 Connector - AMP (#172615-2)
Mating Connector	LH Terminal - AMP (#172795-1); RH Terminal - AMP (#172796-1)
Product Weight	2.00 lbs / 0.91 kgs
Shipping Weight	2.30 lbs / 1.04 kgs



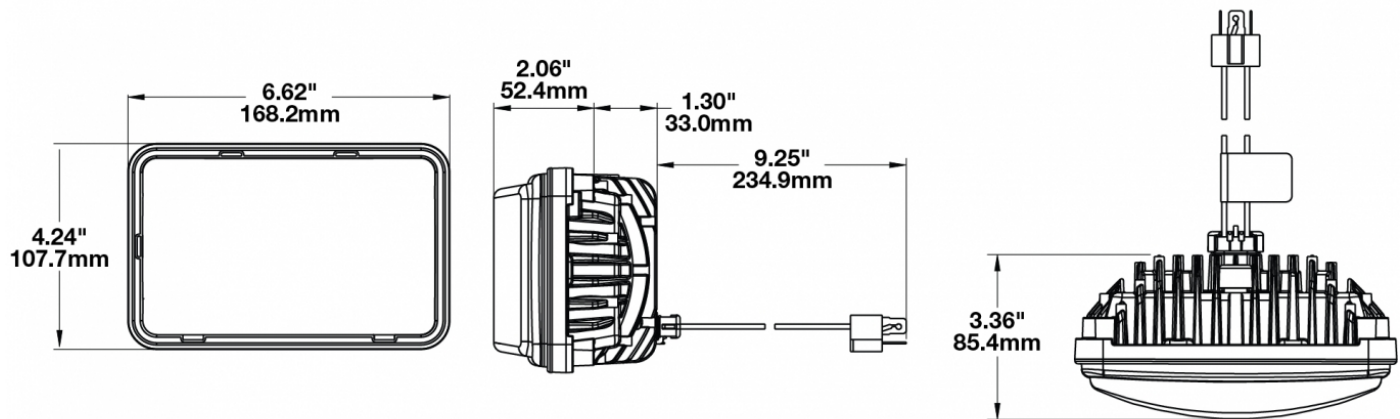
Print date: 2025-04-21

© 2025 J.W. Speaker Corporation • Germantown, WI U.S.A.
www.jwspeaker.com • speaker@jwspeaker.com • 262.251.6660

J.W. SPEAKER®
Engineered. Lighting. Solutions.

LED Headlights – Model 8800 Evolution 2

PRODUCT DIMENSIONS



ELECTRICAL SPECIFICATIONS

Input Voltage	12-24V DC
Operating Voltage	9-32V DC
Red Wire	High Beam
Black Wire	Ground
Current Draw	3.30A @ 12V DC 1.67A @ 24V DC

REGULATORY STANDARDS COMPLIANCE



Buy America Standards
Eco Friendly
IEC IP69K

ECE Reg 112
FMVSS 108 s10.1 (Table XVIII)

Print date: 2025-04-21

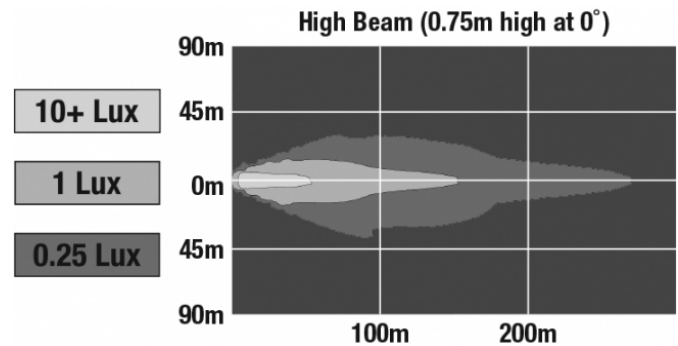
© 2025 J.W. Speaker Corporation • Germantown, WI U.S.A.
www.jwspeaker.com • speaker@jwspeaker.com • 262.251.6660

J.W. SPEAKER®
Engineered. Lighting. Solutions.

LED Headlights – Model 8800 Evolution 2

PHOTOMETRIC SPECIFICATIONS

Raw Lumen Output	2,250
Effective Lumen Output	898
Candela Output	73,200
Nominal LED Color Temperature	5000 K
Beam Pattern(s)	Forward Lighting - High Beam (DOT/ECE)



APPLICATIONS



SMARTHEAT™ HEATING SYSTEM

The SmartHeat™ heating system senses ambient temperature and turns the integrated heating system in the lens on & off. This system actually clears ice & snow twice as fast as conventional halogen lamps.

When does the heater turn on?

Heater turns on or off according to temperature changes and vehicle power:

- Heater will turn on when temperatures drop, generating enough heat to prevent ice build-up.
- Heater will turn on when powering up, de-icing the light as rapidly as possible.

When does the heater turn off?

Heater will turn off when it senses temperatures increase and are above the high temperature threshold.

Learn more about this technology [here](#).

Print date: 2025-04-21

© 2025 J.W. Speaker Corporation • Germantown, WI U.S.A.
www.jwspeaker.com • speaker@jwspeaker.com • 262.251.6660

J.W. SPEAKER®
Engineered. Lighting. Solutions.

LED Headlights – Model 8800 Evolution 2

PRODUCT WARNINGS

For California residents:

⚠ **WARNING:** Cancer and reproductive harm - www.P65Warnings.ca.gov.

⚠ **AVERTISSEMENT:** Cancer et effet nocif sur la reproduction - www.P65Warnings.ca.gov.

ACCESSORIES



Part Number

3269601

Low Beam Harness for
8800 Evolution 2
Series



Part Number

3269611

High Beam Harness for
8800 Evolution 2
Series

Print date: 2025-04-21

© 2025 J.W. Speaker Corporation • Germantown, WI U.S.A.
www.jwspeaker.com • speaker@jwspeaker.com • 262.251.6660

J.W. SPEAKER®
Engineered. Lighting. Solutions.

LED Headlights – Model 8800 Evolution 2

RELATED PRODUCTS



Part Number
0551371
12-24V DOT/ECE LED
RHT Low Beam
Headlight with Chrome
Bezel



Part Number
0551381
12-24V DOT/ECE LED
High Beam Headlight
with Chrome Bezel



Part Number
0551771
12-24V DOT/ECE LED
RHT Low Beam Heated
Headlight with Chrome
Bezel



Part Number
0552551
12-24V DOT/ECE LED
RHT Low Beam
Headlight with Black
Bezel



Part Number
0552571
12-24V DOT/ECE LED
High Beam Headlight
with Black Bezel



Part Number
0552651
12-24V DOT/ECE LED
RHT Low Beam Heated
Headlight with Black
Bezel



Part Number
0552671
12-24V DOT/ECE LED
High Beam Heated
Headlight with Black
Bezel