

# 7" Round LED Motorcycle Headlights - Model 8790 Adaptive 2

## PRODUCT INFORMATION

<b>Description</b>	12V DOT/ECE LED High & Low Beam Adaptive Headlight with Chrome Inner Bezel and Mounting Ring
<b>Height</b>	177.20 mm / 6.98 in
<b>Width</b>	177.20 mm / 6.98 in
<b>Depth</b>	93.68 mm / 3.69 in
<b>Shape</b>	Round
<b>Outer Lens Material</b>	Polycarbonate
<b>Outer Lens Color</b>	Clear
<b>Housing Material</b>	Aluminum
<b>Housing Color</b>	Grey
<b>Bezel Color</b>	Chrome
<b>Retrofits</b>	Bucket 7" Round Headlights (PAR56)
<b>Minimum Operating Temperature</b>	-40 °C / -40 °F
<b>Maximum Operating Temperature</b>	65 °C / 149 °F
<b>Connector or Wiring</b>	H4
<b>Mating Connector</b>	H4 AMP#172615-2
<b>Product Weight</b>	4.10 lbs / 1.86 kgs
<b>Shipping Weight</b>	4.10 lbs / 1.86 kgs



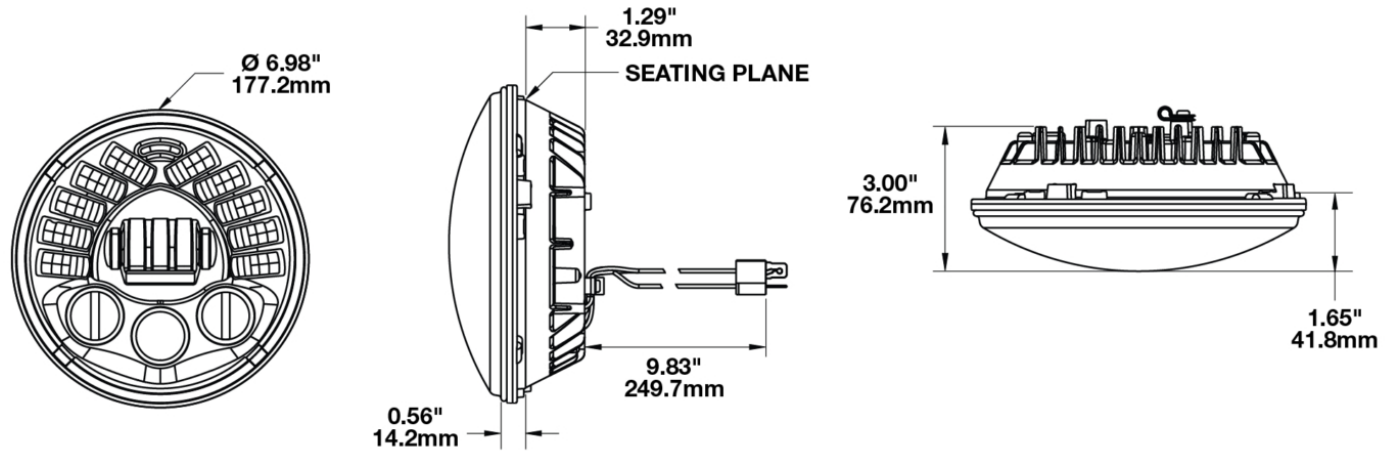
**Print date: 2025-02-05**

© 2025 J.W. Speaker Corporation • Germantown, WI U.S.A.  
 www.jwspeaker.com • speaker@jwspeaker.com • 262.251.6660

**J.W. SPEAKER**   
 Engineered. Lighting. Solutions.

# 7" Round LED Motorcycle Headlights - Model 8790 Adaptive 2

## PRODUCT DIMENSIONS



## ELECTRICAL SPECIFICATIONS

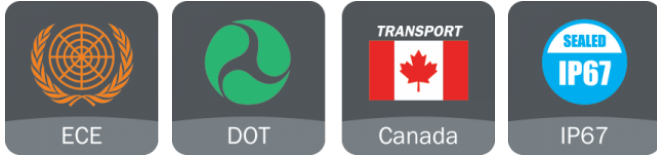
<b>Input Voltage</b>	12V DC
<b>Operating Voltage</b>	9-16V DC
<b>Transient Spike Protection</b>	150V Peak @ 1 HZ-100 Pulses
<b>Black Wire</b>	Ground
<b>White Wire</b>	High Beam
<b>Yellow Wire</b>	Low Beam
<b>Red Wire</b>	Front Position
<b>Current Draw</b>	2.9A @ 13.5V DC (High Beam) 1.9A @ 13.5V DC (Low Beam) 0.092A @ 13.5V DC (Front Position) 3.5A @ 13.5V DC (Low Beam at Full Lean) 4.5A @ 13.5V DC (High Beam at Full Lean)

Print date: 2025-02-05

© 2025 J.W. Speaker Corporation • Germantown, WI U.S.A.  
www.jwspeaker.com • speaker@jwspeaker.com • 262.251.6660

# 7" Round LED Motorcycle Headlights - Model 8790 Adaptive 2

## REGULATORY STANDARDS COMPLIANCE



ECE Reg 113

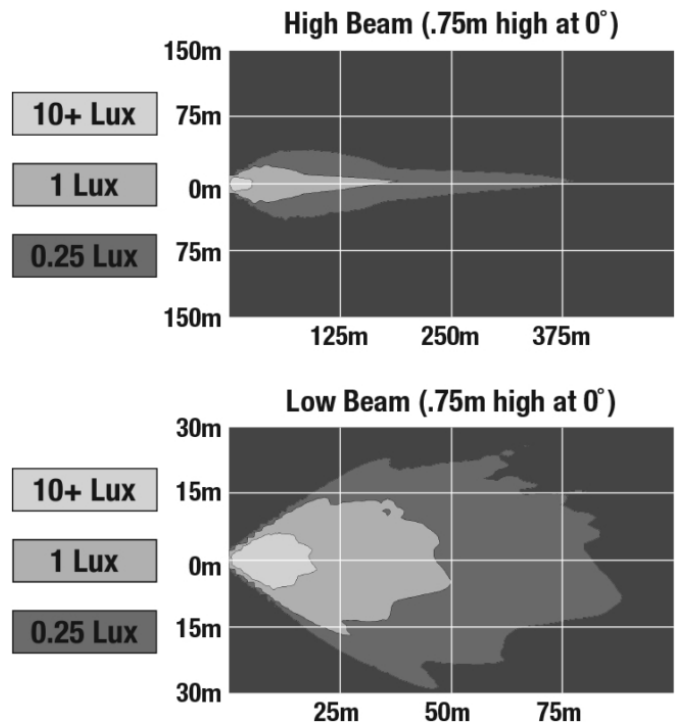
ECE Reg 50

FMVSS 108 s10.1 (Table XX)

IEC IP67

## PHOTOMETRIC SPECIFICATIONS

<b>Raw Lumen Output</b>	2,250 (High Beam); 2,025 (Low Beam)
<b>Effective Lumen Output</b>	1,150 (High Beam); 850 (Low Beam)
<b>Candela Output</b>	48,000 (High Beam); 11,500 (Low Beam)
<b>Nominal LED Color Temperature</b>	5000 K
<b>Beam Pattern(s)</b>	Forward Lighting - High Beam (DOT/ECE) Forward Lighting - Low Beam (DOT/ECE) Signalization - Front Position



Print date: 2025-02-05

© 2025 J.W. Speaker Corporation • Germantown, WI U.S.A.  
www.jwspeaker.com • speaker@jwspeaker.com • 262.251.6660

# 7" Round LED Motorcycle Headlights - Model 8790 Adaptive 2

## APPLICATIONS



## ADDITIONAL INFORMATION

### Improvements over the original Adaptive Series

The NEW Adaptive 2 Series headlights have been improved to feature Adaptive technology when using the high beam, in addition to the low beam. Providing ditch-to-ditch lighting to eliminate dark corners on sharp turns and a punch of light 1,500 feet down the road to give you a safer and more confident ride.

### Red Wire

Note about Front Position: The front position light is a requirement outside the United States. **If your bike is operated in the United States you do NOT need to connect this wire (red)** unless your bike is equipped with a front position light.

## PRODUCT WARNINGS

For California residents:

⚠ **WARNING:** Cancer and reproductive harm - [www.P65Warnings.ca.gov](http://www.P65Warnings.ca.gov).

⚠ **AVERTISSEMENT:** Cancer et effet nocif sur la reproduction - [www.P65Warnings.ca.gov](http://www.P65Warnings.ca.gov).

## ACCESSORIES



### Part Number

**3156351**

Mounting Ring Kit for  
7" Round (PAR56)  
Headlights



### Part Number

**8200411**

Wire Harness for 7"  
Motorcycle Headlights

Print date: 2025-02-05

© 2025 J.W. Speaker Corporation • Germantown, WI U.S.A.  
[www.jwspeaker.com](http://www.jwspeaker.com) • [speaker@jwspeaker.com](mailto:speaker@jwspeaker.com) • 262.251.6660

**J.W. SPEAKER**   
Engineered. Lighting. Solutions.

# 7" Round LED Motorcycle Headlights - Model 8790 Adaptive 2

## RELATED PRODUCTS

---



**Part Number**  
**0555011**

12V DOT/ECE LED  
High & Low Beam  
Adaptive Headlight  
with Black Inner Bezel



**Part Number**  
**0555031**

12V DOT/ECE LED  
High & Low Beam  
Adaptive Headlight  
with Chrome Inner  
Bezel



**Part Number**  
**0555051**

12V DOT/ECE LED  
High & Low Beam  
Adaptive Headlight  
with Black Inner Bezel  
and Mounting Ring