

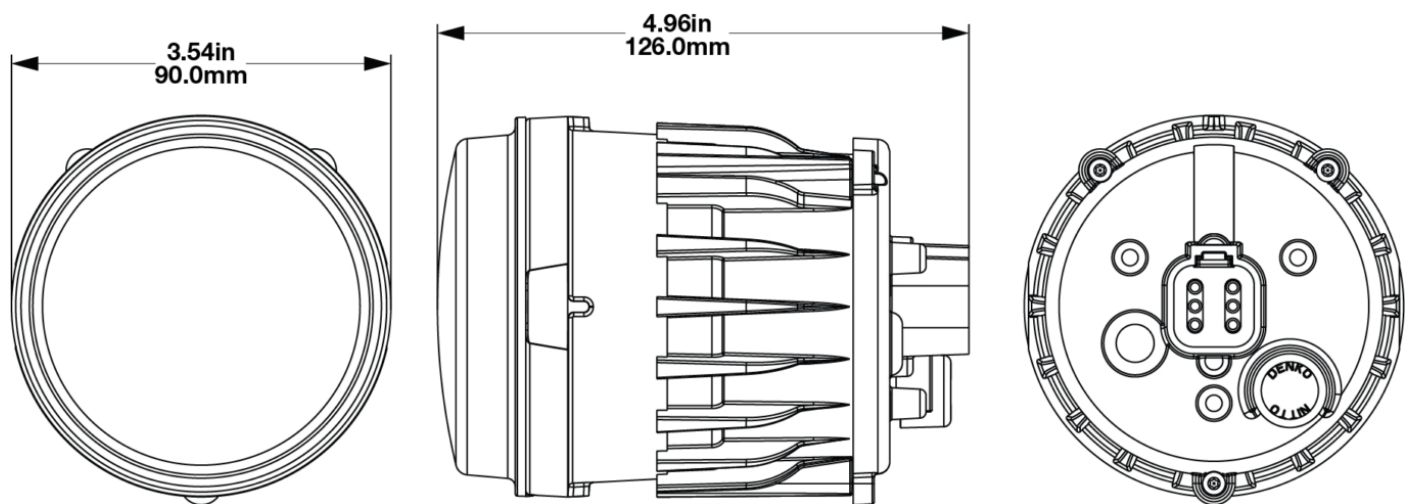
# 90mm LED Headlight - Model 93

## PRODUCT INFORMATION

<b>Description</b>	12-24V DOT/ECE LED Symmetric Motorcycle Headlight
<b>Height</b>	90.00 mm / 3.54 in
<b>Width</b>	90.00 mm / 3.54 in
<b>Depth</b>	126.04 mm / 4.96 in
<b>Shape</b>	Round
<b>Outer Lens Material</b>	Polycarbonate
<b>Outer Lens Color</b>	Clear
<b>Housing Material</b>	Aluminum
<b>Housing Color</b>	Black
<b>Bezel Color</b>	N/A
<b>Minimum Operating Temperature</b>	-40 °C / -40 °F
<b>Maximum Operating Temperature</b>	65 °C / 149 °F
<b>Mating Connector</b>	Deutsch DT06-6S
<b>Product Weight</b>	1.18 lbs / 0.54 kgs
<b>Shipping Weight</b>	1.34 lbs / 0.61 kgs



## PRODUCT DIMENSIONS



Print date: 2025-04-27

© 2025 J.W. Speaker Corporation • Germantown, WI U.S.A.  
www.jwspeaker.com • speaker@jwspeaker.com • 262.251.6660

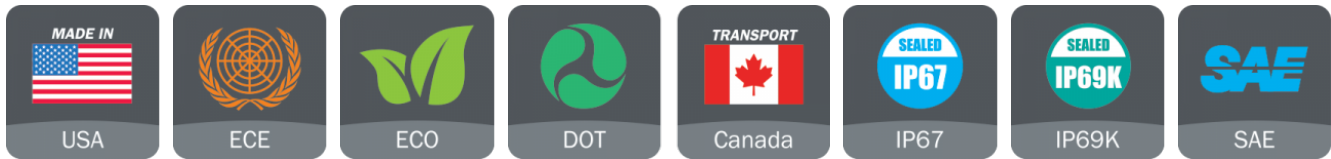
**J.W. SPEAKER®**  
Engineered. Lighting. Solutions.

# 90mm LED Headlight - Model 93

## ELECTRICAL SPECIFICATIONS

<b>Input Voltage</b>	12V DC
<b>Operating Voltage</b>	9-16V DC
<b>Transient Spike Protection</b>	150V Peak @ 1 HZ-100 Pulses
<b>Yellow Wire</b>	Low Beam
<b>Red Wire</b>	Front Position
<b>Blue Wire</b>	DRL
<b>Black Wire</b>	Ground
<b>White Wire</b>	High Beam
<b>Current Draw</b>	1.13A @ 12V DC (Low Beam) 1.45A @ 12V DC (High Beam) 0.111A @ 12V DC (Front Position) 1.00A @ 12V DC (DRL) 0.575A @ 24V DC (Low Beam) 0.737A @ 24V DC (High Beam) 0.070A @ 24V DC (Front Position) 0.511A @ 24V DC (DRL)

## REGULATORY STANDARDS COMPLIANCE



Buy America Standards	ECE Reg 10
ECE Reg 148 - MA	ECE Reg 148 - RL
ECE Reg 149 - WC-DS	ECE Reg 149 - WR-DS
Eco Friendly	FMVSS 108 s10.1 (Table XX)
IEC IP67	IEC IP69K
SAE J222	SAE J584

Print date: 2025-04-27

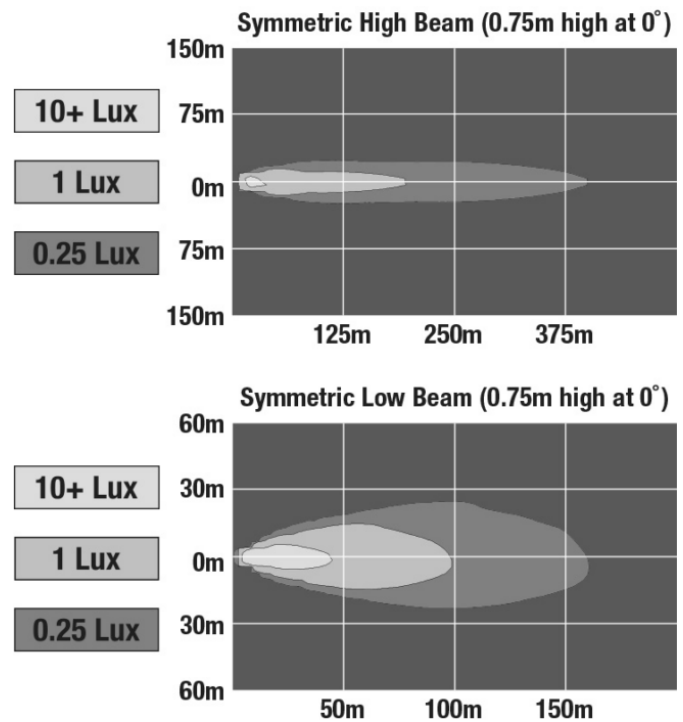
© 2025 J.W. Speaker Corporation • Germantown, WI U.S.A.  
www.jwspeaker.com • speaker@jwspeaker.com • 262.251.6660

**J.W. SPEAKER®**  
Engineered. Lighting. Solutions.

# 90mm LED Headlight - Model 93

## PHOTOMETRIC SPECIFICATIONS

<b>Raw Lumen Output</b>	2650(High Beam), 1750(Low Beam)
<b>Effective Lumen Output</b>	750(High Beam), 610(Low Beam)
<b>Candela Output</b>	44,000(High Beam), 23,000(Low Beam)
<b>Nominal LED Color Temperature</b>	5665 K
<b>Beam Pattern(s)</b>	Forward Lighting - Daytime Running Light Forward Lighting - High Beam (ECE) Forward Lighting - Low Beam (DOT/ECE) Signalization - Front Position



## APPLICATIONS



Print date: 2025-04-27

© 2025 J.W. Speaker Corporation • Germantown, WI U.S.A.  
www.jwspeaker.com • speaker@jwspeaker.com • 262.251.6660

**J.W. SPEAKER®**  
Engineered. Lighting. Solutions.

# 90mm LED Headlight - Model 93

## ADDITIONAL INFORMATION

---

3-point Mount for 1.5mm Mounting Frame is applicable for

- PN 0554381
- PN 0553071
- PN 0553091
- PN 0553101
- PN 0553081
- PN 0556701
- PN 0347941

3-point Mount for 3mm Mounting Frame is applicable for

- • All Model 93 Lighting Options

LAMP IS NOT SUPPLIED WITH A HARNES

## PRODUCT WARNINGS

---

For California residents:

⚠ **WARNING:** Cancer and reproductive harm - [www.P65Warnings.ca.gov](http://www.P65Warnings.ca.gov).

⚠ **AVERTISSEMENT:** Cancer et effet nocif sur la reproduction - [www.P65Warnings.ca.gov](http://www.P65Warnings.ca.gov).

---

**Print date: 2025-04-27**

© 2025 J.W. Speaker Corporation • Germantown, WI U.S.A.  
www.jwspeaker.com • speaker@jwspeaker.com • 262.251.6660



# 90mm LED Headlight - Model 93

## ACCESSORIES

---



**Part Number**  
**3271981**  
5 Function Wire  
Assembly for Model 93



**Part Number**  
**3272001**  
SAE/DOT Motorcycle  
Wire Assembly without  
DI/DRL for Model 93



**Part Number**  
**3272011**  
ECE Motorcycle Wire  
Assembly without DI  
for Model 93



**Part Number**  
**8001461**  
90mm Light 3-Point  
Mount for 1.5mm  
Mounting Frame



**Part Number**  
**8001471**  
90mm Light 3-Point  
Mount for 3mm  
Mounting Frame



**Part Number**  
**8001601**  
Pedestal Mounting  
Bracket for Model 93  
Single Lamp



**Part Number**  
**8001621**  
Pedestal Mounting  
Bracket for Model 93  
Double Lamp



**Part Number**  
**8201021**  
90mm 3-Point Lock  
Mount for 3mm  
Mounting Frame

# 90mm LED Headlight - Model 93

## RELATED PRODUCTS

---



**Part Number**  
**0347941**

12-24V SAE/ECE LED  
Turn Signal with DRL  
Function



**Part Number**  
**0530091**

12-24V DOT/ECE RHT  
LED High & Low Beam  
Headlight with Front  
Position



**Part Number**  
**0530101**

12-24V ECE LHT LED  
High & Low Beam  
Headlight with Front  
Position



**Part Number**  
**0553071**

12-24V DOT/ECE LED  
High Beam Headlight



**Part Number**  
**0553081**

12-24V DOT/ECE  
Symmetric LED Low  
Beam Headlight



**Part Number**  
**0553091**

12-24V ECE LHT LED  
Low Beam Headlight



**Part Number**  
**0553101**

12-24V DOT/ECE RHT  
LED Low Beam  
Headlight



**Part Number**  
**0554381**

12-24V DOT/ECE LED  
High Beam Headlight  
with Front Position